


New Features

ORCID integration Curate your personal bibliography and provide name disambiguation



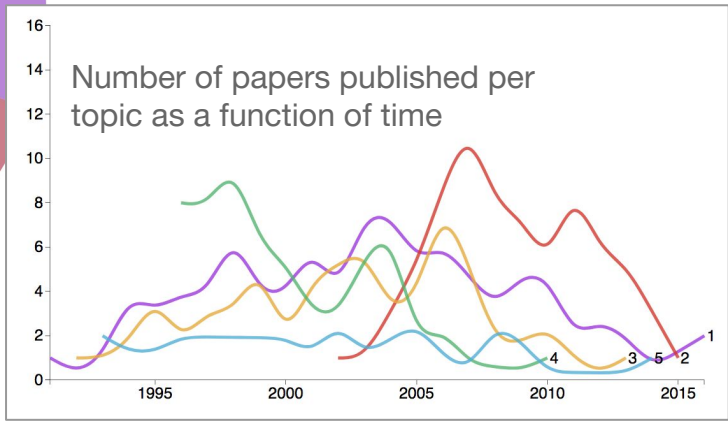
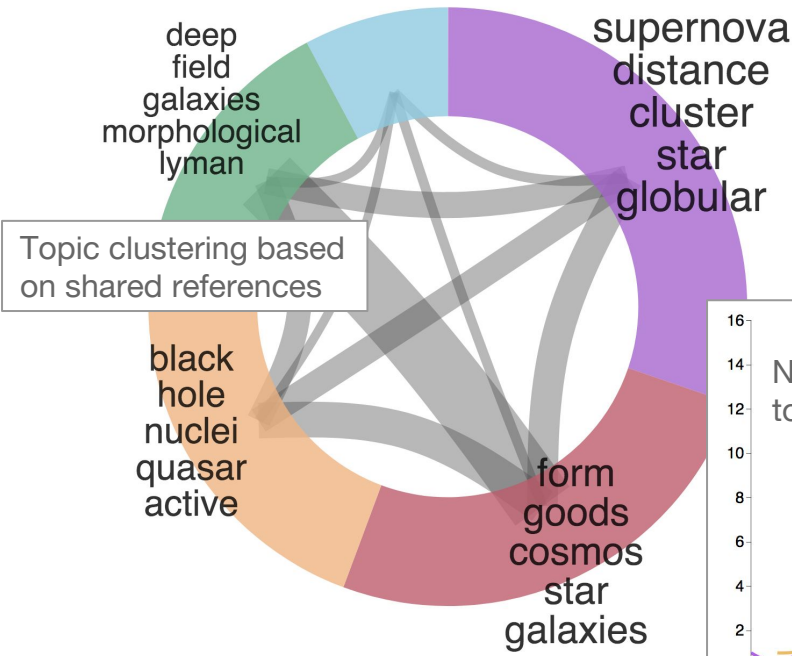
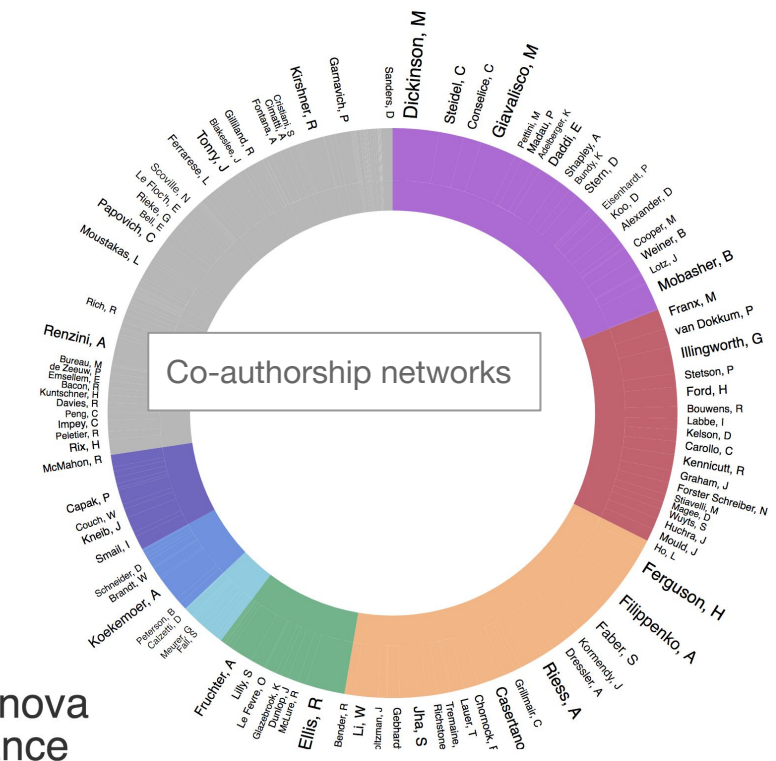
Metrics Statistics and plots for:

- Citations (including normalized citations and self-citations)
- Reads and downloads
- Indices (h-index and more)

Visualizations

- Paper network
- Author network
- Word cloud

Shown here for top 400 most highly cited HST papers

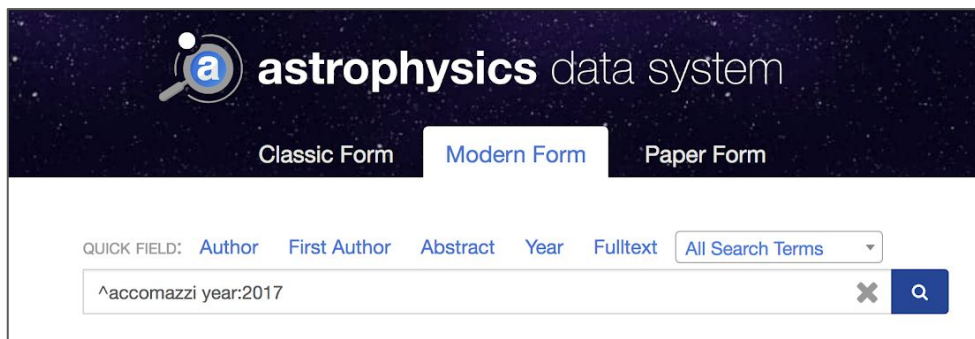


astrophysics
data system

- ui.adsabs.harvard.edu
- adshelp@cfa.harvard.edu
- @adsabs

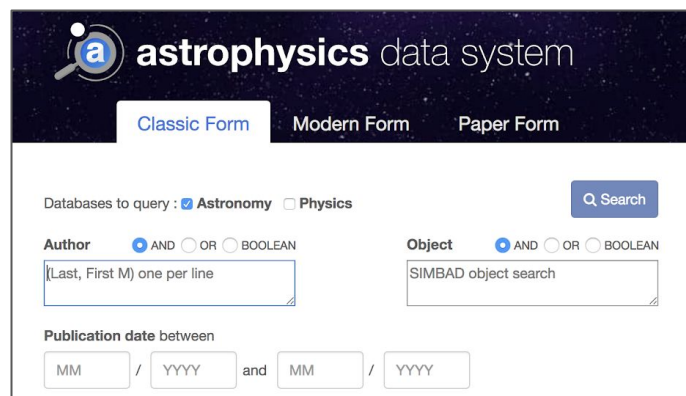
Search Tips & Tricks

- Use the caret operator (^) for first-author searches
- Use fielded queries to ensure you receive the expected results.
- Make use of tag auto-completion when entering fielded queries to speed up search term entry.
- By default in the one-box Modern search:
 - All databases (astronomy, physics, and general) are searched
 - Multiple search terms must all be satisfied (i.e. they are joined by an AND, not an OR, when searching)



The screenshot shows the 'astrophysics data system' logo at the top. Below the logo are three tabs: 'Classic Form', 'Modern Form' (which is selected), and 'Paper Form'. Underneath the tabs is a 'QUICK FIELD:' section with links for 'Author', 'First Author', 'Abstract', 'Year', 'Fulltext', and a dropdown menu for 'All Search Terms'. A search input field contains the text '^accomazzi year:2017'. To the right of the input field are a clear button (X) and a search button (Q).

- Use the Classic Form to automatically create fielded queries and replicate the ADS Classic look and feel. (Note: advanced and fulltext search fields are not available in the Classic Form.)



The screenshot shows the 'astrophysics data system' logo at the top. Below the logo are three tabs: 'Classic Form' (which is selected), 'Modern Form', and 'Paper Form'. Underneath the tabs is a 'Databases to query:' section with radio buttons for 'Astronomy' (selected) and 'Physics'. To the right is a 'Q Search' button. Below this are two sections: 'Author' and 'Object'. Each section has radio buttons for 'AND', 'OR', and 'BOOLEAN'. The 'Author' section has a text input field with the placeholder '(Last, First M) one per line'. The 'Object' section has a text input field with the placeholder 'SIMBAD object search'. At the bottom is a 'Publication date between' section with input fields for 'MM / YYYY' and 'and MM / YYYY'.

Visit our Quick Start series for more:
<http://adsabs.github.io/help/quickstart>